



# CAPITAL IMPROVEMENT PROGRAM FY2020-21

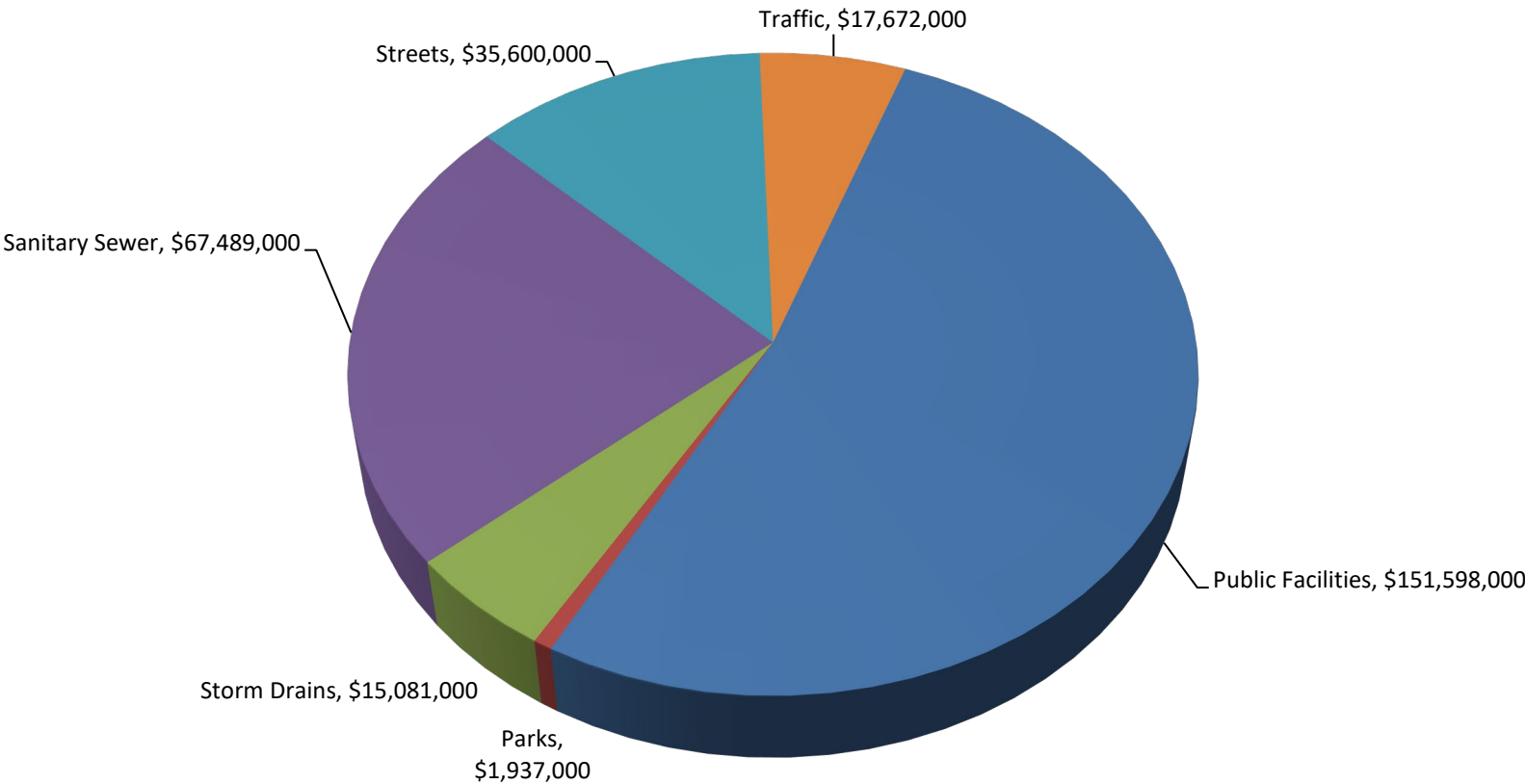
BUDGET STANDING COMMITTEE  
MAY 18, 2020

# AGENDA

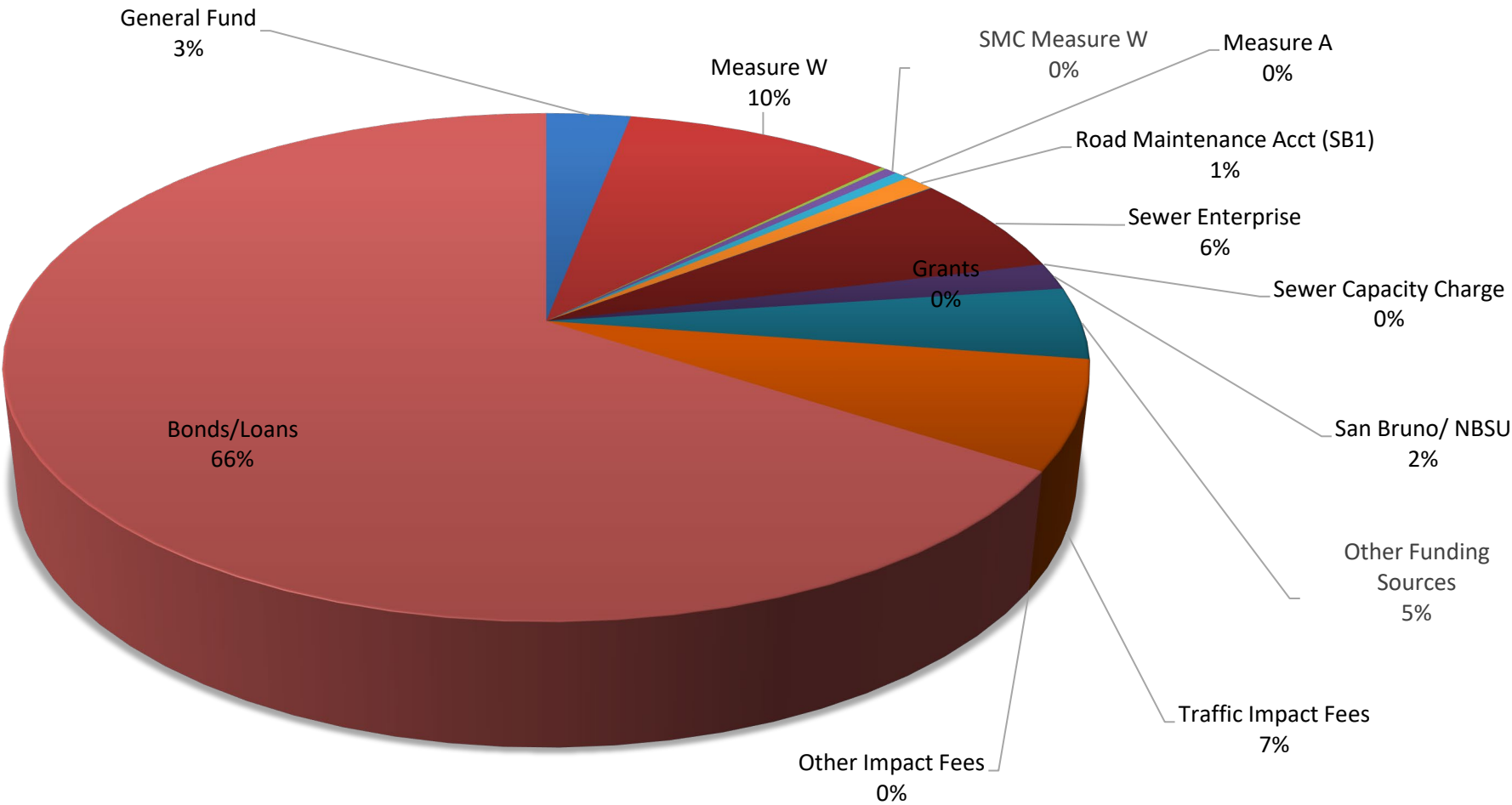
---

- CIP Budget Overview
- New Projects
- Featured Projects
- Questions

# \$289.4 MILLION BUDGET FY2020-21



# LARGE MIX OF FUNDING SOURCES



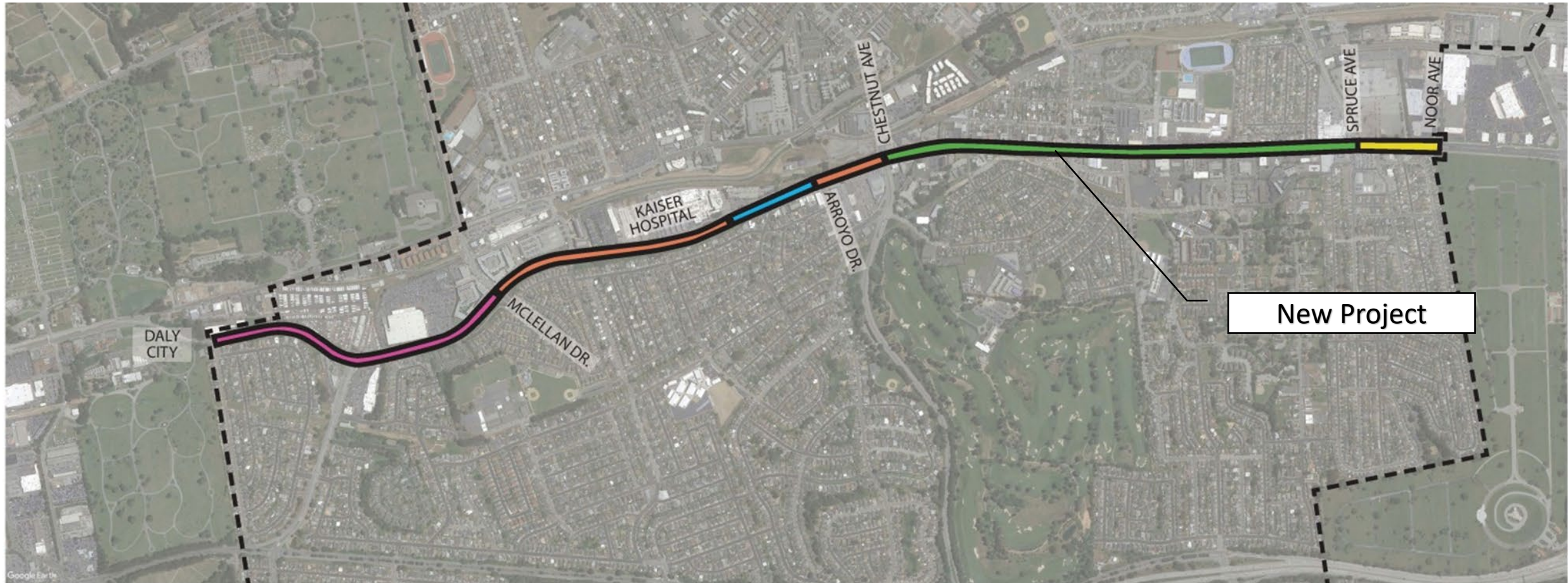
# GENERAL FUND APPROPRIATIONS

Number	Existing Project	Title	FY20-21 Proposed
<b>General Fund Appropriations</b>			
pf1804	x	City Hall Roof Replacement	\$ (1,500)
pf2001	x	Oyster Point Fuel Tank Removal	\$ 200,000
pf2002	x	Oyster Point Marina Water-Taxi Ferry Terminal	\$ 300,000
sd1701	x	Francisco Terrace Storm Drain	\$ (7)
st1601	x	Linden Avenue Complete Streets (California to Aspen), Pedestrian & Bike Safety Improvements (Phase 1)	\$ 900,000
st1602	x	Linden Avenue/Spruce Avenue Traffic Calming Improvements (Phase 2)	\$ 300,000
st1703	x	Bridge Preventative Maintenance Program	\$ 250,000
st1806	x	North Access Road Bike and Pedestrian Improvements	\$ (16,042)
st1808	x	Oak Avenue Extension	\$ (6,280)
st1903	x	Street Rehabilitation Program	\$ 1,700,000
st2101		El Camino Real Median Improvement (Chestnut to Spruce)	\$ 75,000
st2102		Fiber Optic Joint Trench	\$ 750,000
tr1904	x	Miscellaneous Traffic Improvements	\$ 250,000
tr2103		Local Road Safety Plan (LRSP)	\$ 8,000
<b>Total General Fund</b>			<b>\$ 4,709,171</b>

# 5 New Projects



# (ST2101 *NEW PROJECT*) ECR MEDIAN IMPROVEMENT PROJECT



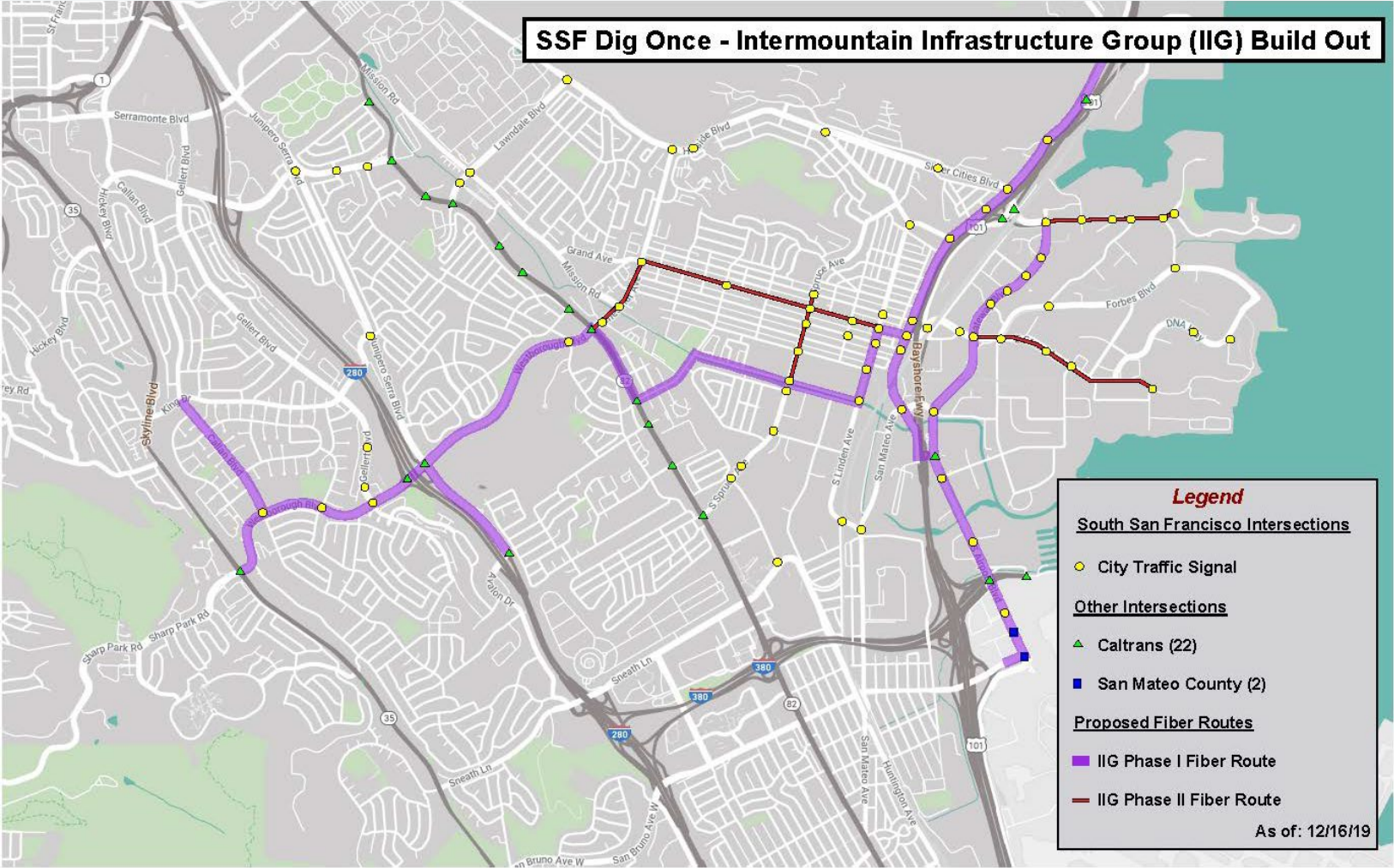
# (ST2101 NEW PROJECT) ECR MEDIAN IMPROVEMENT PROJECT

## Project Funding Detail

<b>Funding Sources</b>	<b>Total Appropriation  Prior Years</b>	<b>Adopted Appropriation  FY 2020-21</b>	<b>Projected Appropriation  FY 2021-22</b>	<b>Out years</b>			<b>Total</b>
				<b>FY 2022-23</b>	<b>FY 2023-24</b>	<b>FY 2024-25</b>	
General Fund		75,000	2,500,000				2,575,000
							-
							-
							-
<b>Total Funding Sources</b>	<b>-</b>	<b>75,000</b>	<b>2,500,000</b>	<b>-</b>	<b>-</b>	<b>-</b>	<b>2,575,000</b>



(ST2102 *NEW PROJECT*) BROADBAND EXPANSION PROJECT



# (ST2102 NEW PROJECT) BROADBAND EXPANSION PROJECT

## Project Funding Detail

	Total Appropriation	Adopted Appropriation	Projected Appropriation	Out years			
<i>Funding Sources</i>	Prior Years	FY 2020-21	FY 2021-22	FY 2022-23	FY 2023-24	FY 2024-25	Total
General Fund		750,000					750,000
							-
							-
							-
<b>Total Funding Sources</b>	-	<b>750,000</b>	-	-	-	-	<b>750,000</b>

# (TR2101 NEW PROJECT) UTAH AND HARBOR INTERSECTION IMPROVEMENTS



# (TR2101 *NEW PROJECT*) UTAH AND HARBOR INTERSECTION IMPROVEMENTS

## Project Funding Detail

<i>Funding Sources</i>	Total Appropriation  Prior Years	Adopted Appropriation  FY 2020-21	Projected Appropriation  FY 2021-22	Out years			Total
				FY 2022-23	FY 2023-24	FY 2024-25	
Traffic Impact Fees		250,000	2,500,000	-			2,750,000
							-
							-
							-
<b>Total Funding Sources</b>	-	250,000	2,500,000	-	-	-	2,750,000



# (TR2102 *NEW PROJECT*) EAST GRAND & ALLERTON AND EAST GRAND & DNA WAY INTERSECTION IMPROVEMENTS





**(TR2102 NEW PROJECT) EAST GRAND & ALLERTON AND  
EAST GRAND & DNA WAY INTERSECTION IMPROVEMENTS**

**Project Funding Detail**

<b>Funding Sources</b>	<b>Total Appropriation  Prior Years</b>	<b>Adopted Appropriation  FY 2020-21</b>	<b>Projected Appropriation  FY 2021-22</b>	<b>Out years</b>			<b>Total</b>
				<b>FY 2022-23</b>	<b>FY 2023-24</b>	<b>FY 2024-25</b>	
Traffic Impact Fees		3,500,000		-			3,500,000
							-
							-
							-
<b>Total Funding Sources</b>	<b>-</b>	<b>3,500,000</b>	<b>-</b>	<b>-</b>	<b>-</b>	<b>-</b>	<b>3,500,000</b>

# (TR2103 NEW PROJECT) LOCAL ROADWAY SAFETY PLAN (LRSP)

## Project Funding Detail

<i>Funding Sources</i>	Total Appropriation  Prior Years	Adopted Appropriation  FY 2020-21	Projected Appropriation  FY 2021-22	Out years			Total
				FY 2022-23	FY 2023-24	FY 2024-25	
Grant - HSIP		72,000		-			72,000
General Fund		8,000					8,000
							-
							-
<b>Total Funding Sources</b>	-	<b>80,000</b>	-	-	-	-	<b>80,000</b>

# Featured Projects

## (PF1707) CIVIC CENTER CAMPUS



CITY OF  
SOUTH SAN FRANCISCO  
CALIFORNIA

# (PF1707) CIVIC CENTER CAMPUS

## Project Funding Detail

<i>Funding Sources</i>	Total Appropriation  Prior Years	Adopted Appropriation	Projected Appropriation	Out years			Total
		FY 2020-21	FY 2021-22	FY 2022-23	FY 2023-24	FY 2024-25	
Measure W	33,583,435	12,000,000	12,000,000	9,332,423	-	-	66,915,858
Lease Revenue Bonds	-	87,084,142	-	-	-	-	87,084,142
Other Sources [1]							-
Asset Seizure Fund	-	-	-	-	-	-	-
Public Safety Impact Fee	-	-	-	-	-	-	-
Interest Earnings from Proceeds	-	-	-	-	-	-	-
<b>Total Funding Sources</b>	<b>33,583,435</b>	<b>99,084,142</b>	<b>12,000,000</b>	<b>9,332,423</b>	<b>-</b>	<b>-</b>	<b>154,000,000</b>



## (PF2003) POLICE OPERATIONS AND 911 DISPATCH CENTER



# (PF2003) POLICE OPERATIONS AND 911 DISPATCH CENTER

## Project Funding Detail

<i>Funding Sources</i>	Total Appropriation  Prior Years	Adopted Appropriation  FY 2020-21	Projected Appropriation  FY 2021-22	Out years			Total
				FY 2022-23	FY 2023-24	FY 2024-25	
Measure W	-	-	-	-	-	-	-
Lease Revenue Bonds	53,800,000	-	-	-	-	-	53,800,000
Other Sources [1]							-
Other - Asset Seizure Fund	-	-	-	2,000,000	-	-	2,000,000
Other - Public Safety Impact Fee	-	-	-	1,000,000	-	-	1,000,000
Other - Interest Earnings from Proceeds	-	57,615	-	-	-	-	57,615
<b>Total Funding Sources</b>	<b>53,800,000</b>	<b>57,615</b>	<b>-</b>	<b>3,000,000</b>	<b>-</b>	<b>-</b>	<b>56,857,615</b>



# (PF2001) OYSTER POINT FUEL TANK REMOVAL

---



# (PF2001) OYSTER POINT FUEL TANK REMOVAL

## Project Funding Detail

<i>Funding Sources</i>	Total Appropriation	Adopted Appropriation	Projected Appropriation	Out years			Total
	Prior Years	FY 2020-21	FY 2021-22	FY 2022-23	FY 2023-24	FY 2024-25	
General Fund	100,000	200,000					300,000
							-
							-
							-
<b>Total Funding Sources</b>	<b>100,000</b>	<b>200,000</b>	-	-	-	-	<b>300,000</b>



## (PF2002) OYSTER POINT MARINA WATER-TAXI FERRY TERMINAL



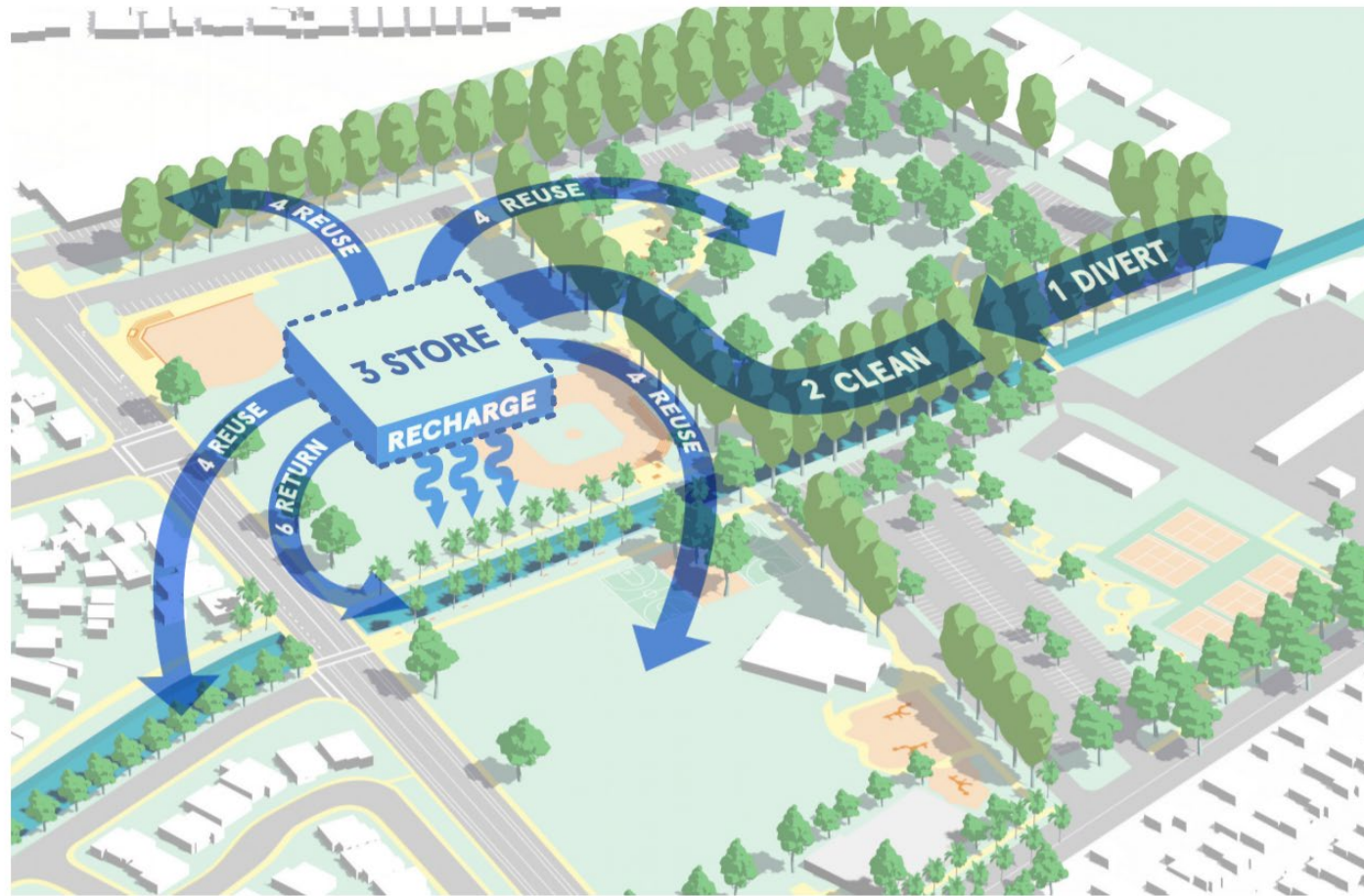


# (PF2002) OYSTER POINT MARINA WATER-TAXI FERRY TERMINAL

## Project Funding Detail

<i>Funding Sources</i>	Total Appropriation Prior Years	Adopted Appropriation FY 2020-21	Projected Appropriation FY 2021-22	Out years			Total
				FY 2022-23	FY 2023-24	FY 2024-25	
General Fund	50,000	300,000					350,000
							-
							-
							-
<b>Total Funding Sources</b>	<b>50,000</b>	<b>300,000</b>	<b>-</b>	<b>-</b>	<b>-</b>	<b>-</b>	<b>350,000</b>

## (PK1402) OMP SPORTS FIELD AND (SD1801) OMP STORM WATER CAPTURE



# (SD1801) OMP STORM WATER CAPTURE

## Project Funding Detail

<i>Funding Sources</i>	Total Appropriation	Adopted Appropriation	Projected Appropriation	Out years			Total
	Prior Years	FY 2020-21	FY 2021-22	FY 2022-23	FY 2023-24	FY 2024-25	
Other - Caltrans	9,500,000	6,000,000					15,500,000
							-
							-
							-
<b>Total Funding Sources</b>	<b>9,500,000</b>	<b>6,000,000</b>	-	-	-	-	<b>15,500,000</b>

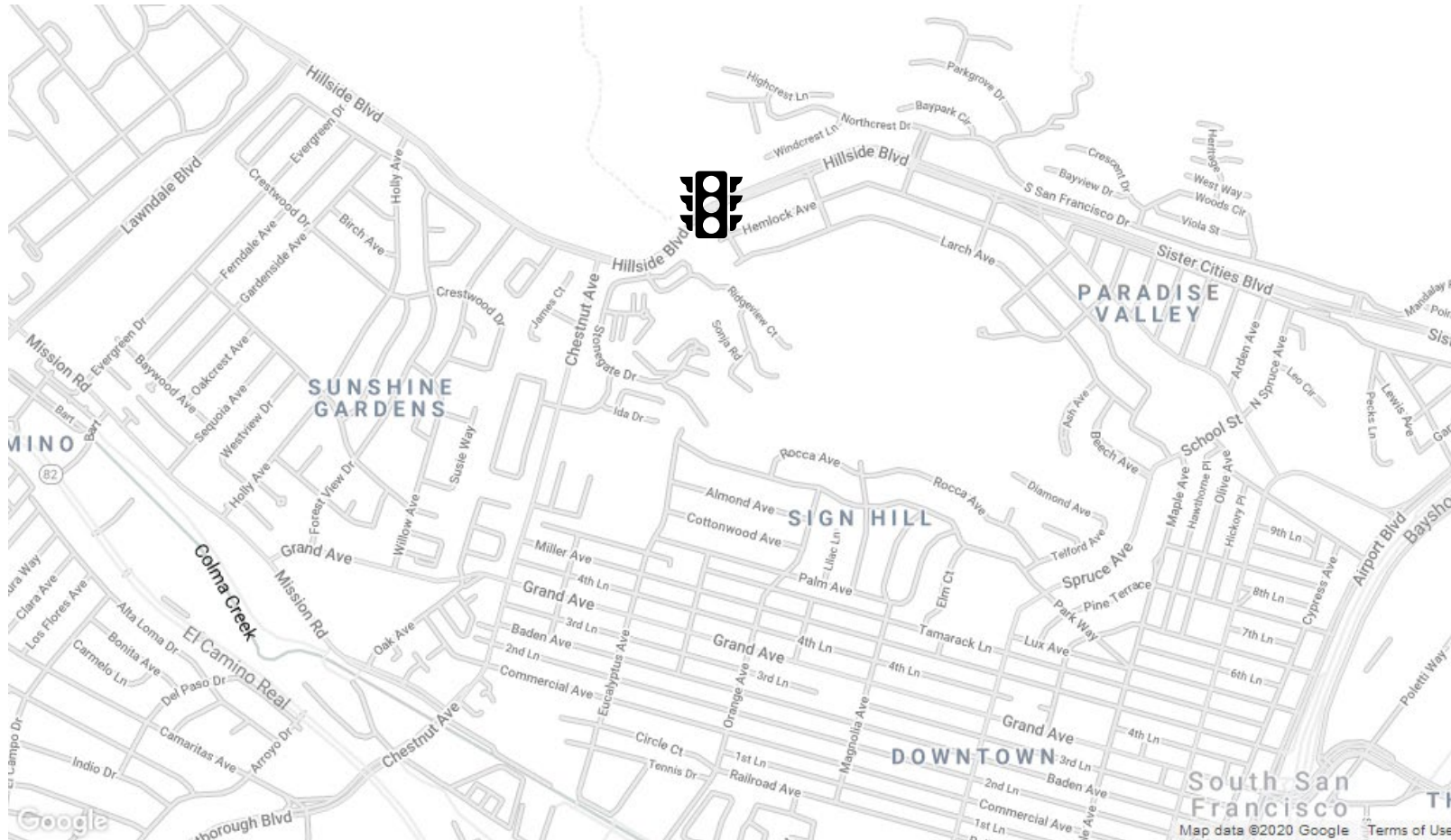
# (PK1402) OMP SPORTS FIELD

## Project Funding Detail

<i>Funding Sources</i>	Total Appropriation Prior Years	Adopted Appropriation FY 2020-21	Projected Appropriation FY 2021-22	Out years			Total
				FY 2022-23	FY 2023-24	FY 2024-25	
Park-in-Lieu Z4	900,000		9,200,000				10,100,000
							-
							-
							-
<b>Total Funding Sources</b>	<b>900,000</b>	<b>-</b>	<b>9,200,000</b>	<b>-</b>	<b>-</b>	<b>-</b>	<b>10,100,000</b>



# (TR1906) HILLSIDE AND LINCOLN TRAFFIC IMPROVEMENTS





# (TR1906) HILLSIDE AND LINCOLN TRAFFIC IMPROVEMENTS

## Project Funding Detail

<i>Funding Sources</i>	Total Appropriation  Prior Years	Adopted Appropriation  FY 2020-21	Projected Appropriation  FY 2021-22	Out years			Total
				FY 2022-23	FY 2023-24	FY 2024-25	
General Fund	149						149
Traffic Impact Fees		1,500,000					1,500,000
							-
							-
<b>Total Funding Sources</b>	<b>149</b>	<b>1,500,000</b>	<b>-</b>	<b>-</b>	<b>-</b>	<b>-</b>	<b>1,500,149</b>

# (ST1801) GRAND AVE STREETSCAPE / GRAND AVE & AIRPORT BLVD INTERSECTION IMPROVEMENTS



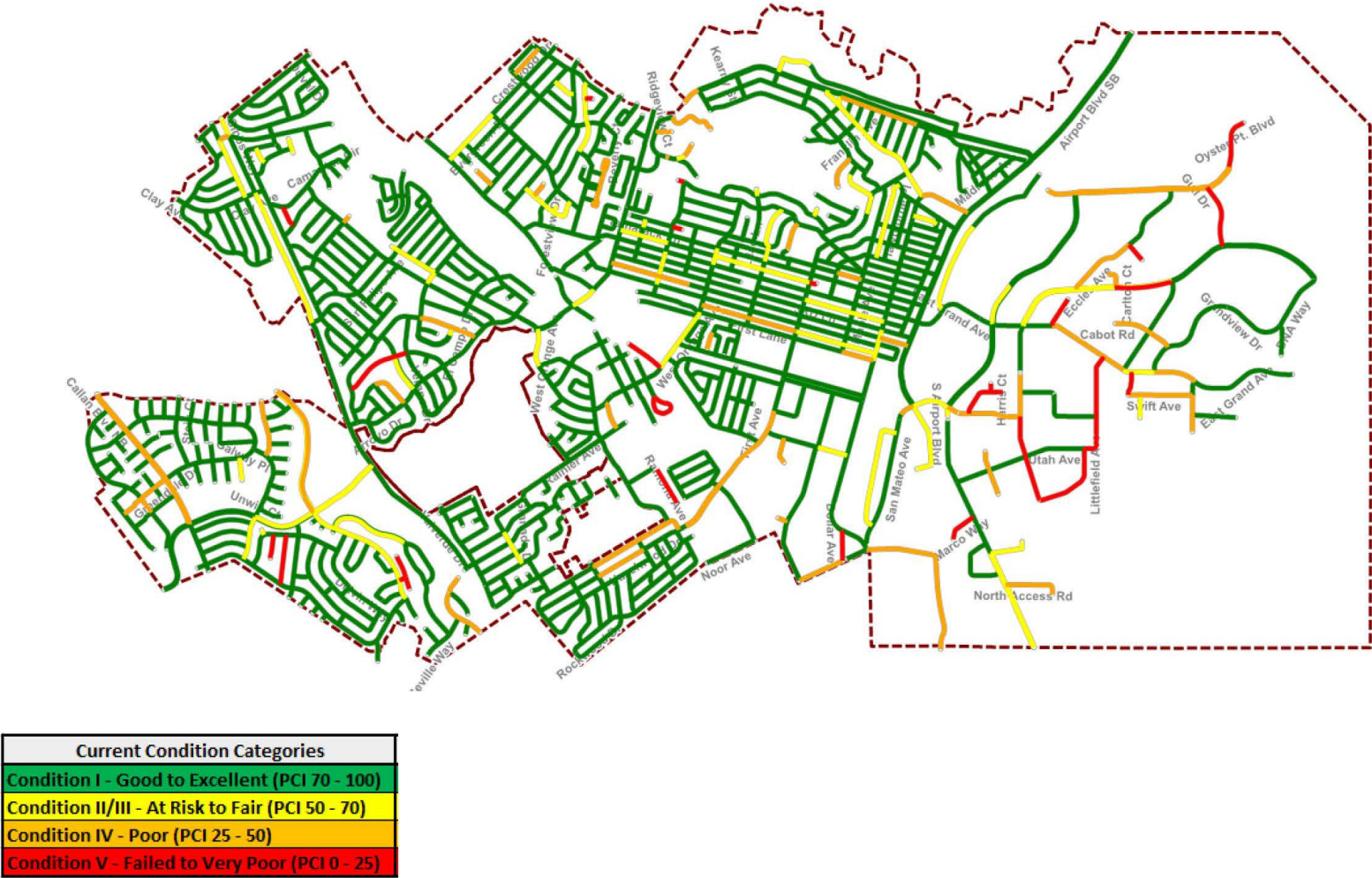
# (ST1801) GRAND AVE STREETSCAPE / GRAND AVE & AIRPORT BLVD INTERSECTION IMPROVEMENTS

## Project Funding Detail

<i>Funding Sources</i>	Total Appropriation  Prior Years	Adopted Appropriation  FY 2020-21	Projected Appropriation  FY 2021-22	Out years			Total
				FY 2022-23	FY 2023-24	FY 2024-25	
Infrastructure Reserves	367,500			6,650,000	6,915,000	7,180,000	21,112,500
Traffic Impact Fees		1,525,000					1,525,000
							-
							-
<b>Total Funding Sources</b>	<b>367,500</b>	<b>1,525,000</b>	<b>-</b>	<b>6,650,000</b>	<b>6,915,000</b>	<b>7,180,000</b>	<b>22,637,500</b>



# (ST1903) PAVEMENT MANAGEMENT PROGRAM





# (ST1903) PAVEMENT MANAGEMENT PROGRAM

## Project Funding Detail

<i>Funding Sources</i>	Total Appropriation  Prior Years	Adopted Appropriation  FY 2020-21	Projected Appropriation  FY 2021-22	Out years			Total
				FY 2022-23	FY 2023-24	FY 2024-25	
General Fund	373,729	1,700,000	1,300,000	1,300,000	1,300,000	1,300,000	7,273,729
Measure A	211,266	600,000	1,000,000	1,000,000	1,000,000	1,000,000	3,811,266
Measure W	1,851,000	667,000	667,000	667,000	667,000	667,000	4,519,000
SMC Measure W	300,000	600,000	600,000	600,000	600,000	600,000	2,700,000
Grant - OBAG 2	1,027,000						1,027,000
Road Maint & Rehab (SB1)		1,000,000	1,000,000	1,000,000	1,000,000	1,000,000	4,000,000
<b>Total Funding Sources</b>	<b>3,762,994</b>	<b>4,567,000</b>	<b>4,567,000</b>	<b>4,567,000</b>	<b>4,567,000</b>	<b>4,567,000</b>	<b>23,330,994</b>

# WATER QUALITY CONTROL PLANT

---



# QUESTIONS?