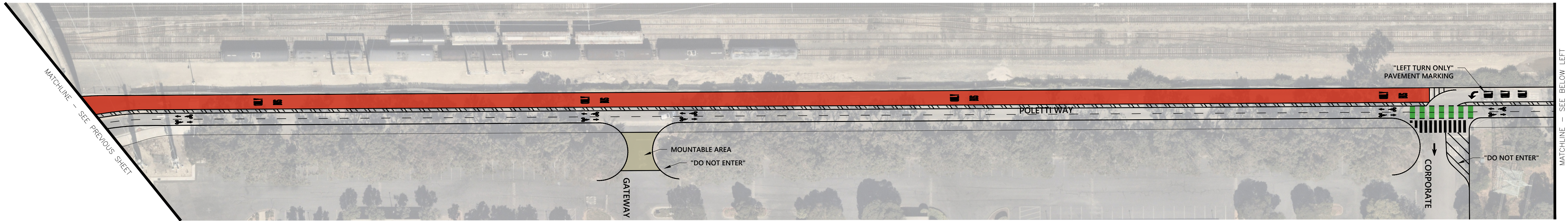


MATCHLINE - SEE NEXT SHEET



Figure 1  
 Caltrain Station Area  
 South San Francisco ATP Cycle 8 Application

C:\000 FILE: C:\Vipbox\Box\Projects\SF-Projects\SF-Projects\2025-Projects\SF25-1407.06 ATP Cycle 8 Application\CAD\Concept\Catrain\_EPlan.dwg  
Apr 22, 2026



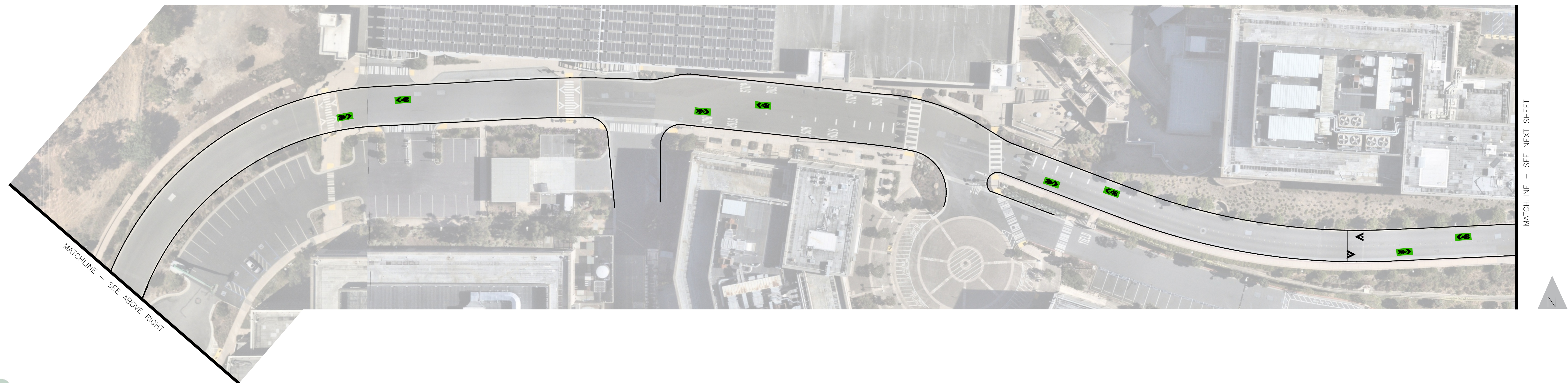





C:\Users\jpeers\OneDrive\Documents\Projects\2025\Projects\SF-Projects\SF-Projects\ATP Cycle 8 Application\CAD\Concept\Catrain\_EGrand.dwg  
Apr 22, 2026



Figure 1  
Caltrain Station Area  
South San Francisco ATP Cycle 8 Application



CONCEPTUAL - NOT FOR CONSTRUCTION. ADDITIONAL DETAILED ANALYSIS AND ENGINEERING DESIGN REQUIRED.

Figure 4 - E Grand Segment D  
E. Grand Avenue Complete Streets Corridor Improvements



CONCEPTUAL - NOT FOR CONSTRUCTION. ADDITIONAL DETAILED ANALYSIS AND ENGINEERING DESIGN REQUIRED.

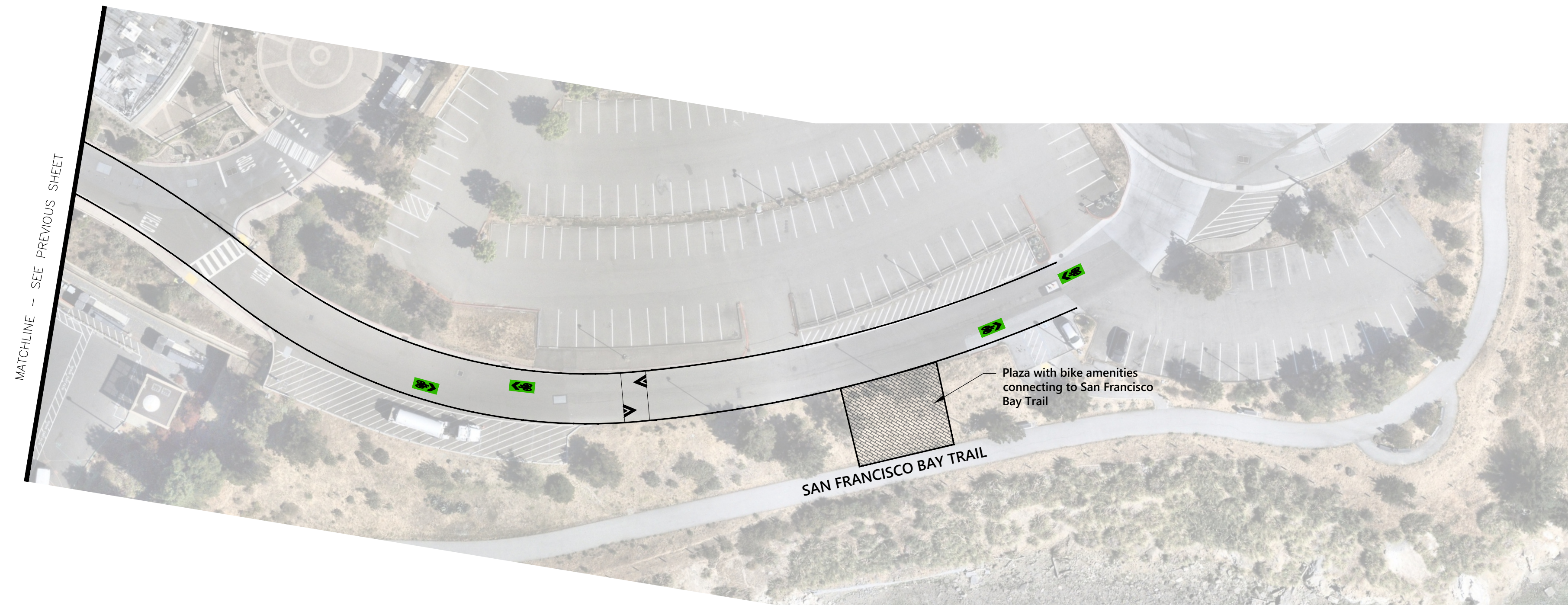


Figure 5 - E Grand Segment E  
E. Grand Avenue Complete Streets Corridor Improvements